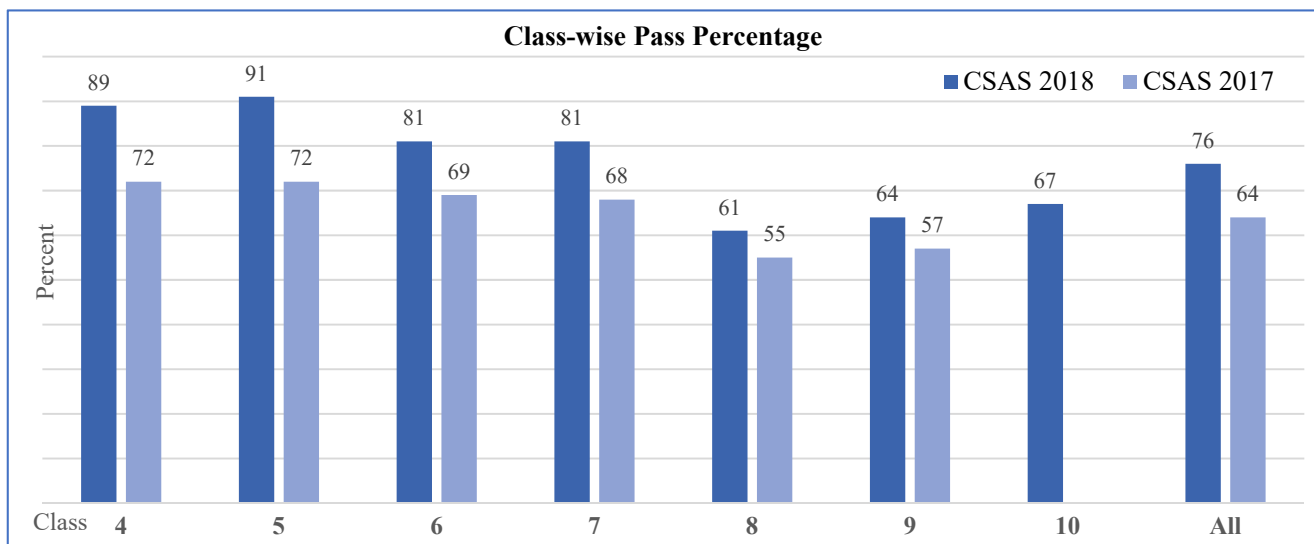
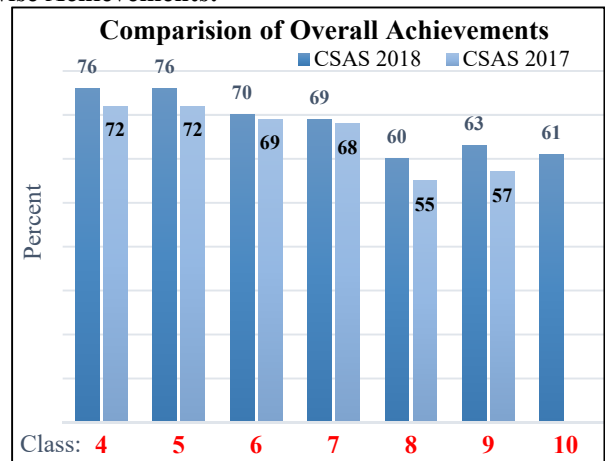


# CENSUS BASED STATE ACHIEVEMENT SURVEY (CSAS) 2018 HASSAN DISTRICT ACHIEVEMENTS

## I Class-wise and Subject-wise Achievements:

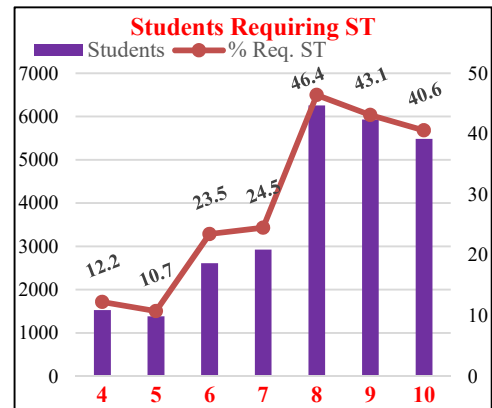
Subject / Class	4	5	6	7	8	9	10	All 2018	All 2017
Lang 1	79	72	76	78	69	76	71	74	70
Lang 2	73	76	73	75	54	52	52	64	64
Lang 3			65	60	59	67	52	61	61
Maths	77	75	67	66	62	61	56	66	66
EVS/Sci	76	81	70	65	55	50	62	65	62
SS			71	68	60	70	71	68	63
<b>All - 2018</b>	<b>76</b>	<b>76</b>	<b>70</b>	<b>69</b>	<b>60</b>	<b>63</b>	<b>61</b>	<b>67</b>	
<b>All - 2017</b>	<b>72</b>	<b>72</b>	<b>69</b>	<b>68</b>	<b>55</b>	<b>57</b>			<b>64</b>



## III Class-wise and Subject-wise Supplementary Teaching (ST):

Class	Students	L1	L2	L3	Math	EVS / Sci	SS	Sub Agg
4	1531	565	791	-	654	526	-	2536
5	1382	736	612	-	532	399	-	2279
6	2611	629	724	1432	740	659	559	4743
7	2928	475	632	1716	920	856	700	5299
8	6255	1391	2753	2593	2291	3198	2069	14295
9	5932	664	3502	1614	2054	3320	1305	12459
10	5484	554	2899	2741	1879	1354	609	10036
<b>Overall</b>	<b>26123</b>	<b>5014</b>	<b>11913</b>	<b>10096</b>	<b>9070</b>	<b>10312</b>	<b>5242</b>	<b>51647</b>

Sub Agg.: Subjects Aggregate



## IV Deficiencies in Competency Levels (< 40% listed below): Pl see "Competency List" file for details

Class/Sub	Kannada	English	Maths	EVS/Sci	SS
4				EVS411, 430	
5	KAN501, 506, 510		MATH516, 519, 523		
6		ENG607, 627	MATH602, 610	SCI608, 623	SS618
7	KAN709	ENG710	MATH704, 710, 713, 717	SCI709, 711, 727	
8	KAN811, 814	ENG803, 808, 817, 818, 828,	MATH805	SCI809, 810, 816, 817, 819, 823, 826	SS813, 814, 822, 826,
9	KAN911	ENG901, 913, 916, 918, 926, 927, 930	MATH911, 914	SCI902, 906, 909, 916, 917, 918, 919, 921, 923	
10	KAN0123	ENG0104, 0105, 0106, 0112, 0114, 0116, 0117, 0125, 0126, 0127	MATH0106, 0114, 0117, 0118, 0120, 0124, 0126, 0128	SCI0112, 0116, 0121	SS0105, 0111